

## 2024 U.S. and Iowa Ag Exports

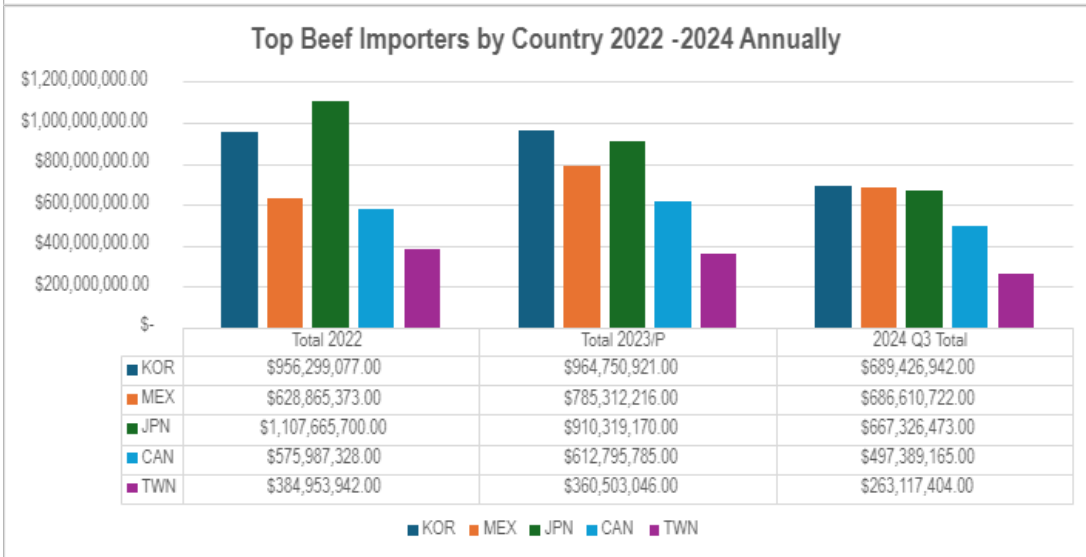
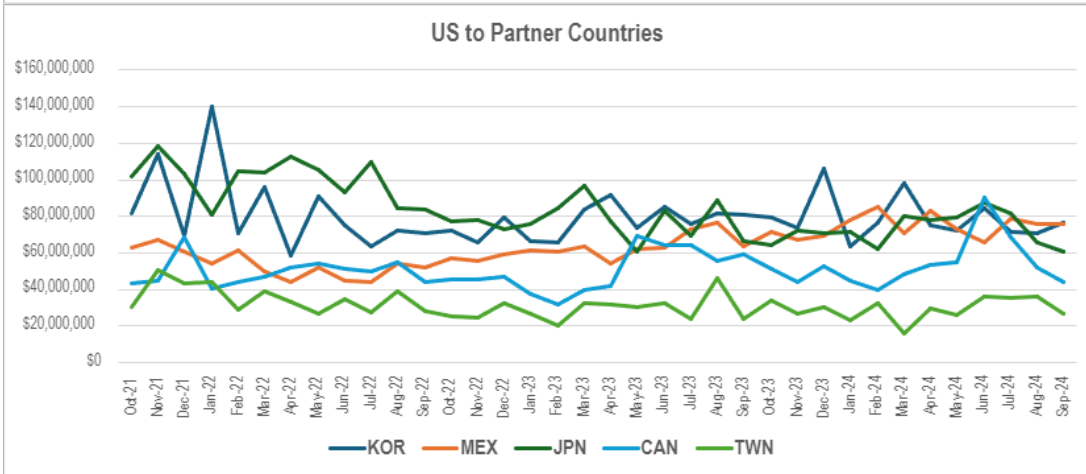
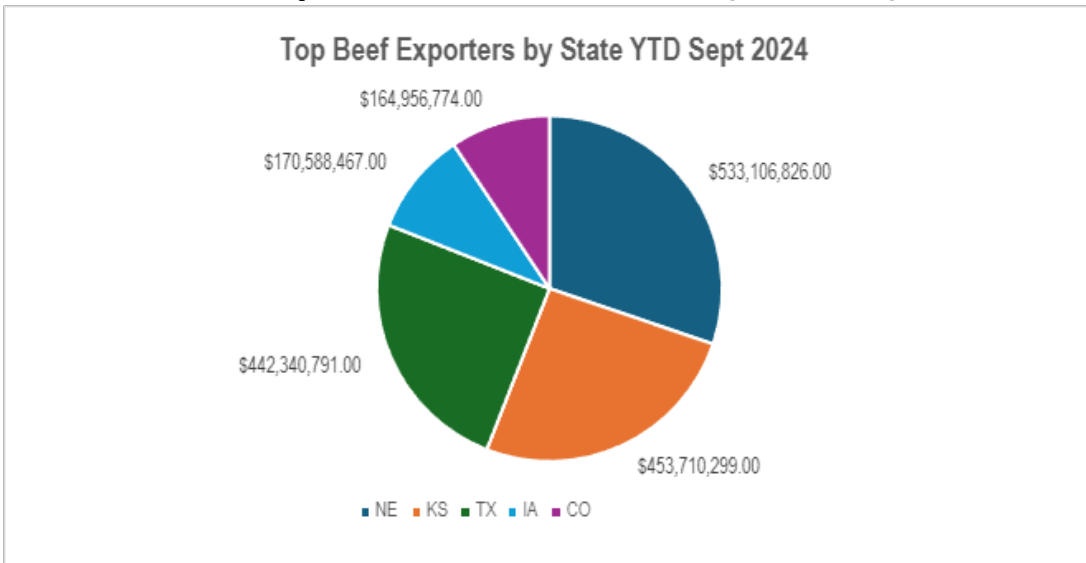
*Below is summary export data obtained from WISERTrade on Iowa-focused protein and grain commodities. The report includes year-to-date (YTD) trade data, including projected agriculture adjusted data by state-of-origin/source of commodity for those overseas trade markets from January-December 2021.*

### Third Quarter 2024 Highlights

- **Iowa maintains leading position in U.S. pork exports:**
  - U.S. overall pork exports saw an increase of over \$400 million from 2023 Sept. YTD to 2024 Sept. YTD.
    - **Iowa represents 34% of overall pork exports.**
  - Mexico continues its record-setting pace of U.S. pork imports.
  - The China slide continues, currently 5<sup>th</sup> overall in pork exports destination.
- **Top 10 corn exporter states remain the same from Q2 to Q3:**
  - U.S. exports are projected to slightly pass 2023 total of \$13.6 billion.
    - Taking out 2021 and 2022, corn exports are beyond 10-year averages.
  - As export lead, Iowa exports saw a \$51 million increase to 2023 Sept. YTD.
- **U.S. soybean exports have grown by almost \$3 billion since June 2024:**
  - Iowa maintains the top two spot, accounting for about 14% of the U.S. export market.
  - After the seasonal decline, 2024 soybean exports are moving to a stronger Q4/new crop push, with totals surpassing overall 2023 exports.
  - China continues to remain the largest importer yet continues its declining appetite for U.S. soybeans.
  - Vietnam moves up to 7<sup>th</sup> largest market, with continued growth since Q2 2024.
- **Beef exports show improvements over 2023.**
  - Growth in overall frozen and fresh exports buoyed by increased demand from both Korea and Japan.
  - Korea and Mexico battle for the top importer of American beef, with only a \$3 million difference 2024 Sept. YTD.
  - Iowa remains 4<sup>th</sup> in the U.S. in frozen beef exports, with \$197 million through Sept. 2024
- U.S. total liquid egg exports still fighting to reach the same level as 2023 at \$110 million, with about 64% progress as of 2024 Sept. YTD.
  - **Iowa remains the top exporting state for liquid eggs, accounting for about one-third of total U.S. liquid egg exports.**

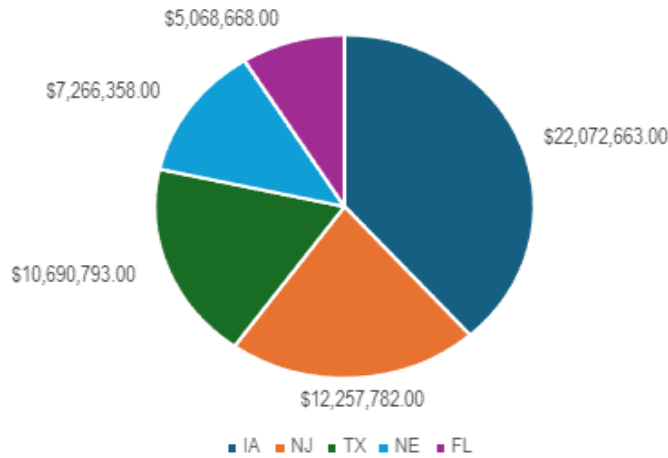
For more, contact: Brad Frisvold | Marketing Manager, Agriculture | [brad.frisvold@iowaeda.com](mailto:brad.frisvold@iowaeda.com)

# Beef Exports – Fresh/Chilled (HS0201)

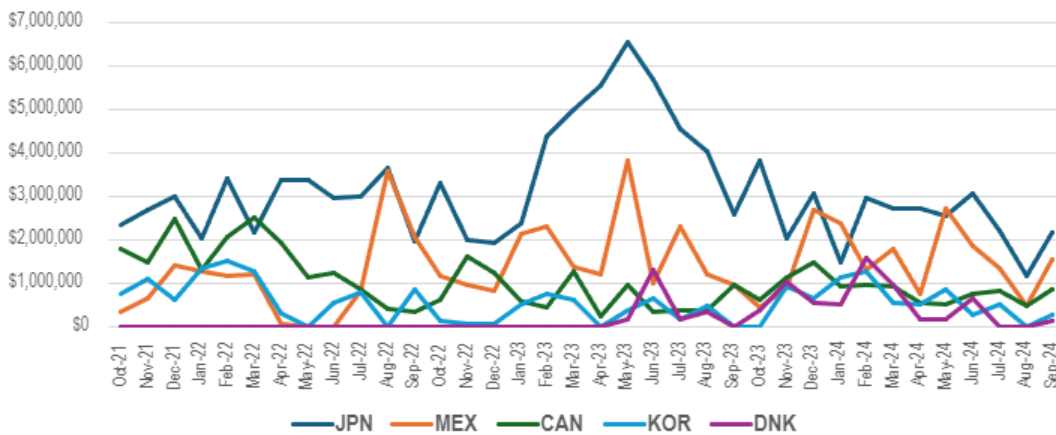


# Egg Exports – Liquid (HS0408)

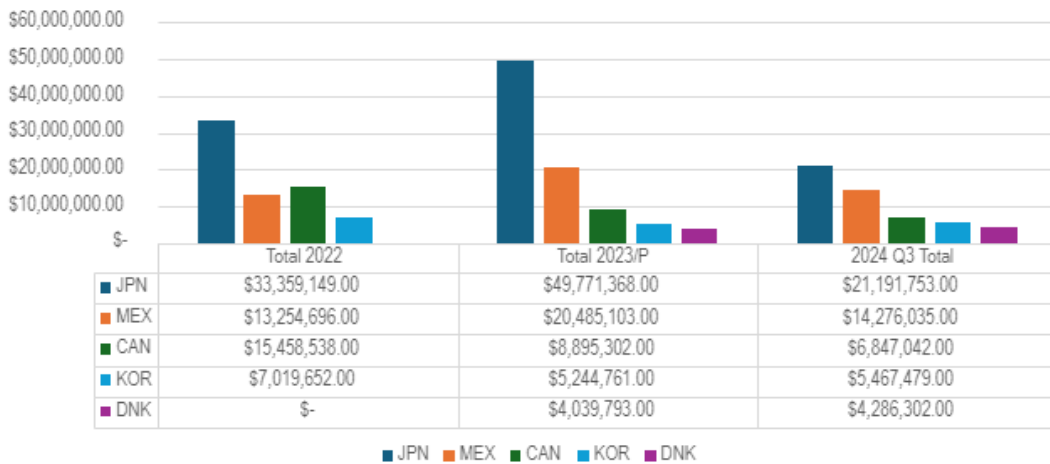
## Top Egg Exporters by State YTD Sept 2024



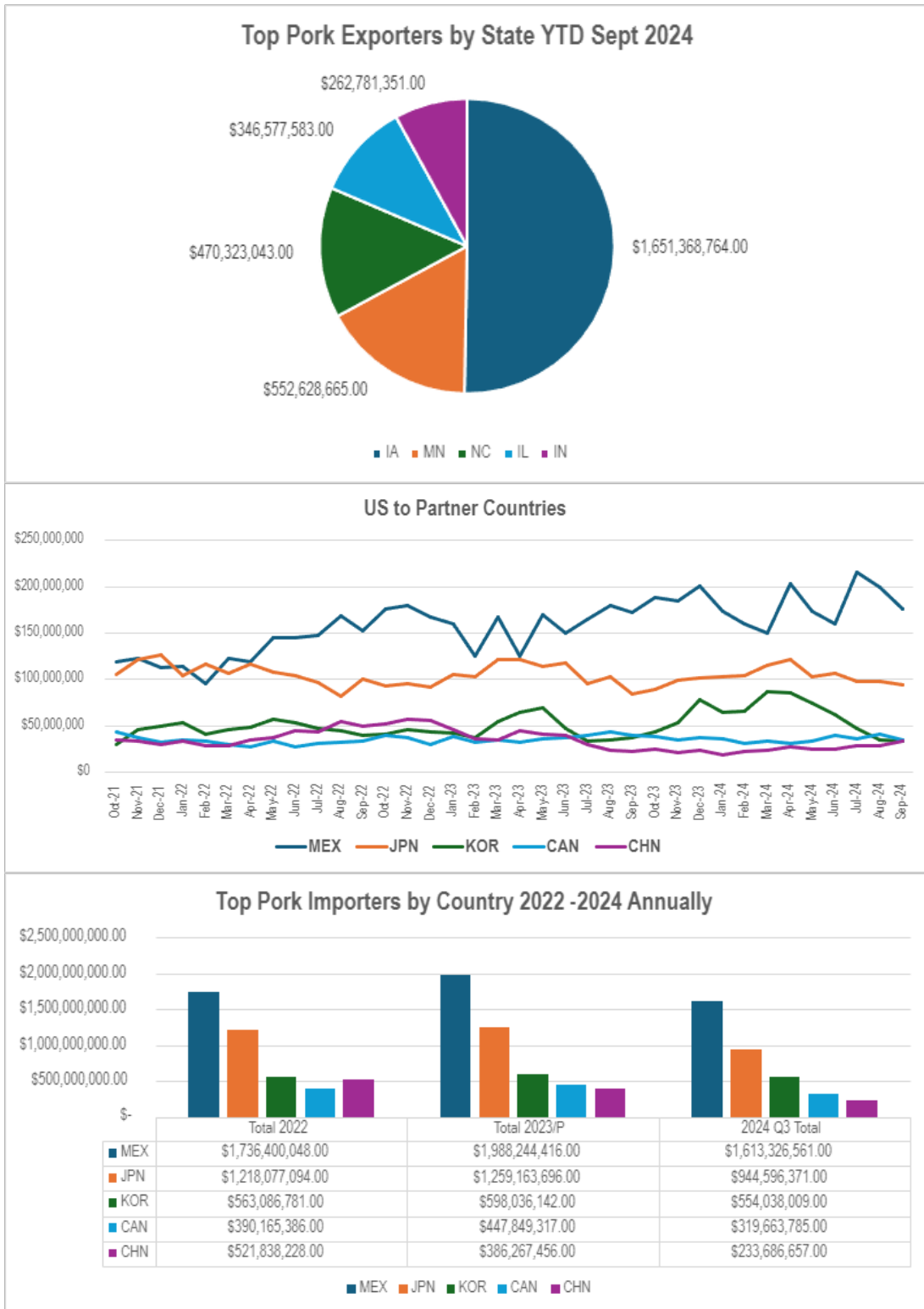
## US to Partner Countries



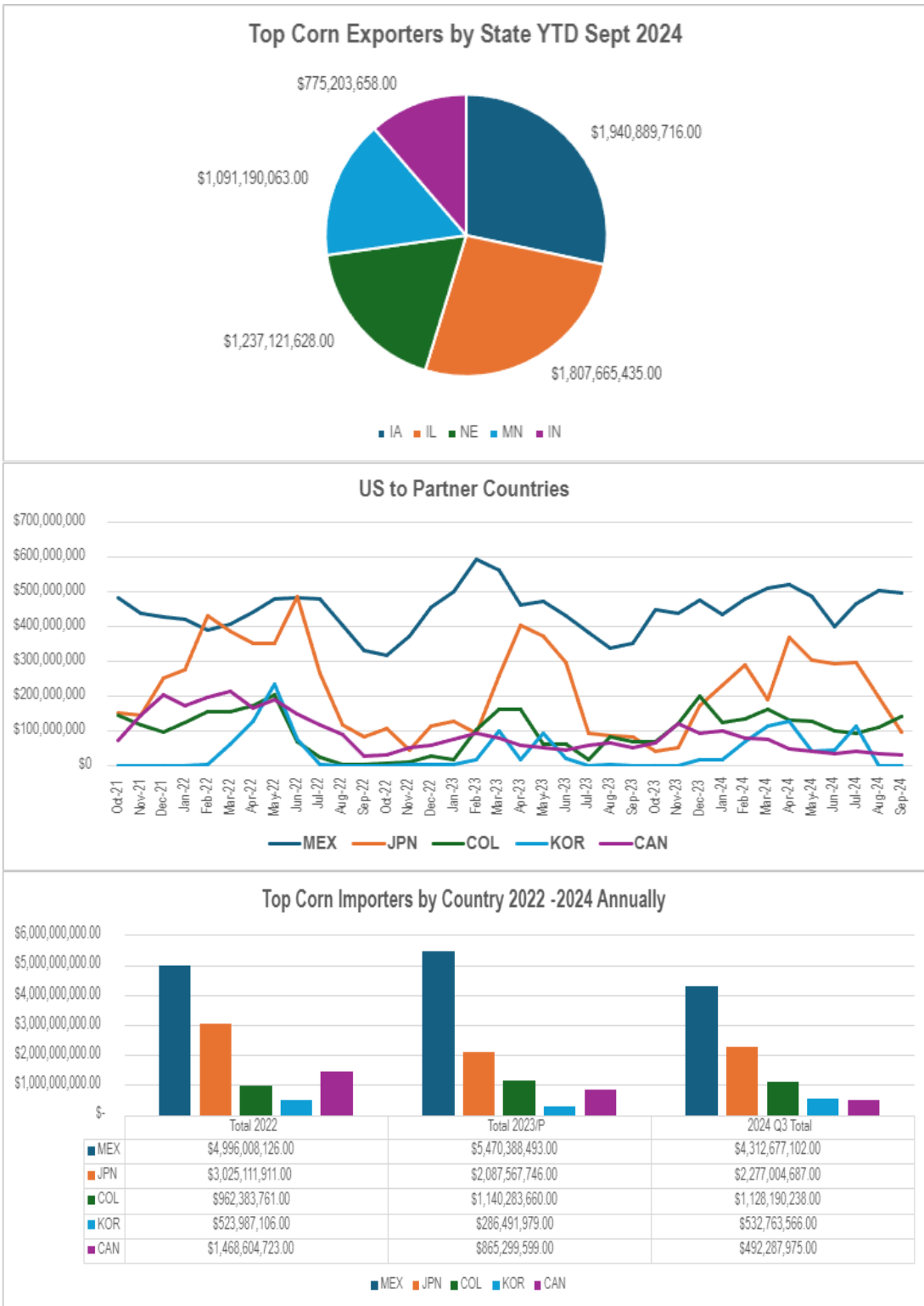
## Top Egg Importers by Country 2022-2024 Annually



# Pork Exports – Fresh/Chilled (HS0203)

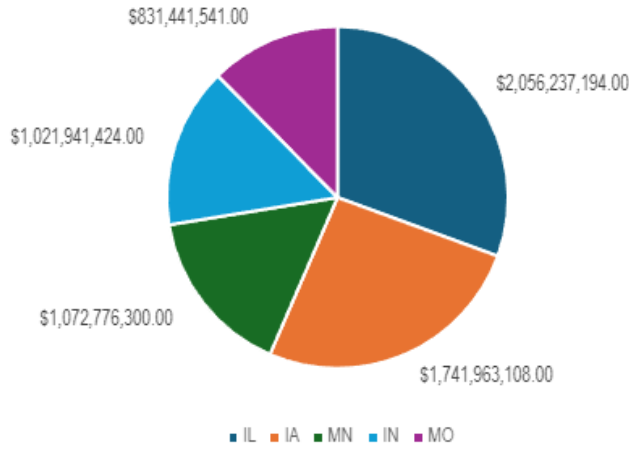


# Corn Exports (HS1005)

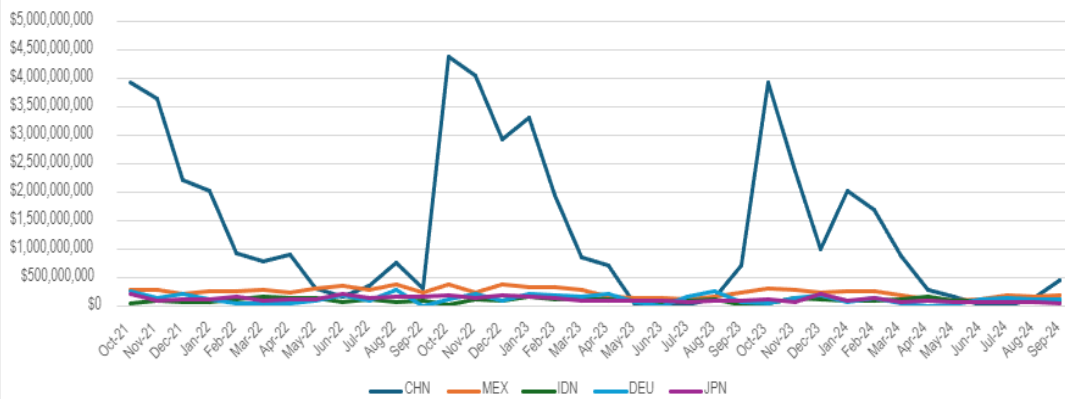


# Soybean Exports (HS1201)

## Top Soybean Exporters by State YTD Sept 2024



## US to Partner Countries



## Top Soybean Importers by Country 2022 -2024 Annually

